









**KiilTO
PRO**

Kiilto



SPA AND SWIMMING HALL CONCEPT

Spas and swimming halls require a high level of hygiene. Quality standards have been set for the purity of the pool water, and authorities regularly sample the water. The hygiene and safety of the pool and washing facilities, saunas and dressing rooms is supervised through self-monitoring. If the surfaces are not properly cleaned, the number of microbes quickly increases to a harmful level in the warm, humid environment.

Large numbers of customers increase the amount of dirt in the humid facilities and the conditions make it easier for dirt to adhere to surfaces. The detergents in the Kiilto Spa and Swimming Hall Concept guarantee the high level of hygiene required by the facilities.

DETERGENTS		FOAM WASHING METHOD
 <p>Kiilto Sointu Spa</p>  <p>1 x 20 L 41028 / 6417964410288 3 x 5 L T7082.005 / 6417964708257</p>	<p>A foaming detergent to remove grease and dirt in humid facilities.</p> <p>A foaming detergent for the cleaning, odour removal and bleaching in humid facilities.</p> <p>Strongly acidic detergent for removing deposits in humid facilities. Used periodically.</p>	<p>Remember to use proper personal protective equipment. In humid facilities use eg. protective gloves and shoes, protective apron, eye/face protection, safety harness and life jacket and respirator if necessary.</p> <p>First, rinse the surfaces with water, starting from the bottom and using a low-pressure washer. Then, foam them. Be sure to foam a small section so that it does not have time to dry. Brush/scrub the surfaces thoroughly, using mechanic methods whenever possible. Good mechanics is an important work stage. Rinse the surfaces with water from top to bottom. Finally, thoroughly dry all the surfaces.</p>
 <p>Kiilto Pluswhite</p>  <p>3 x 5 L 41000 / 6417964410006 1 x 20 L 41100 / 6417964411003</p>		
 <p>Kiilto Kasperri</p>  <p>6 x 1 L T7435.001 / 6411517435010 3 x 5 L T7435.005 / 6411517435058 1 x 20 L 41105 / 6417964411058</p>		<h3>LOW PRESSURE WASHERS</h3> <p>In wet facilities, spreading the detergent solution onto the surfaces as foam is easier and more effective when using a low-pressure washer. A good low-pressure washer is easy to use and forms dry, durable foam. In the foam washing method, the detergent is spread evenly on the surfaces, guaranteeing that it is allowed to rest on the surfaces for a sufficient amount of time. Please note, however, that a low-pressure washer is no substitute for mechanics!</p>

CLEANING SPA AND SWIMMING HALL FACILITIES			
Frequency	Detergent	Method	Surfaces/purpose of use
2-3 x week	Kiilto Sointu Spa	Foam washing method	All surfaces / removal of grease
2-3 x week	Kiilto Pluswhite	Foam washing method	All surfaces / cleaning
1 x week	Kiilto Kasperri	Foam washing method	All surfaces / removal and prevention of deposits

FOAMING DEVICES		
<p>Foaming unit Whiteline VarioMatic C1F 1 pcs 4062351</p>	<p>Detergents suited for smaller spas and swimming halls and make it faster to spread the detergent and rinse the surfaces. The foaming device spreads the detergent evenly onto the surfaces, enhancing the effect of the detergent. Mechanics must not be forgotten when using foaming devices</p>	
<p>KiiltoJet Spray Cleaning unit C2SP 1 pcs 4062249</p>		
SELF-MONITORING		
<p>Hygicult TPC 1 x 10 pcs package 80627, GTIN 6438115680109</p>	<p>For indicating the total number of bacteria. A simple, reliable method for monitoring microbiological cleanliness</p>	
<p>Orion Clean Card Pro 1 x 25 strips 63200, GTIN 6438115062615</p>	<p>For measuring protein residue on cleaned surfaces. For testing and monitoring the effect of cleaning. Dampen-wipe-interpret, results in 30 seconds. 25 strips per package.</p>	